

**LOCAL DISASTER RISK REDUCTION AND MANAGEMENT FUND UTILIZATION**  
**FIRST QUARTER, CY2020**  
**NATIONAL CAPITAL REGION, CITY OF MUNTINLUPA**

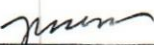
PARTICULARS	LDRRMF		NDRRM Fund	From Other LGUs	From Other Sources	Total
	Quick Response Fund (QRF)	Mitigation Fund				
	30%	70%				
<b>A. Sources of Funds</b>						
Current Appropriation- MOOE	95,656,469.70	105,370,668.46				201,027,138.16
Current Appropriation- Capital Outlay		117,827,760.84				117,827,760.84
Continuing Appropriation- 2019		247,178,713.07				247,178,713.07
Previous Year's Appropriation transferred to the Special Trust Fund						
- CY 2019	69,668,011.84	2,535,849.92				72,203,861.76
- CY 2018	55,410,029.00	29,348,631.00				84,758,660.00
- CY 2017	53,558,747.00	28,205,064.00				81,763,811.00
- CY 2016	27,804,692.00	47,731,759.00				75,536,451.00
- CY 2015	1,247,653.16					1,247,653.16
Transfer/Grants						
<b>Total Funds Available</b>	<b>303,345,602.70</b>	<b>578,198,446.29</b>	-	-	-	<b>881,544,048.99</b>
<b>B. Utilization</b>						
Medicines	8,788,140.05	795,000.00				9,583,140.05
Food, Supplies and Materials	39,460,632.40	15,866,570.10				55,327,202.50
Financial Assistance	5,949,960.00					5,949,960.00
Incidental Expenses	1,140,279.80					1,140,279.80
Repair of Evacuation Center /Damaged Infrastructures		-				-
Trainings / Meetings / Monitoring		5,161,187.82				5,161,187.82
Construction of Evacuation Center		-				-
Transportation		65,720,000.00				65,720,000.00
Equipment/ Furnitures		869,800.00				869,800.00
Infrastructures		29,571,758.00				29,571,758.00
Rental, Transportation, Other Expenses	321,164.20	776,785.47				1,097,949.67
Transfer to other LGUs	10,500,000.00					10,500,000.00
<b>Total Utilization</b>	<b>66,160,176.45</b>	<b>118,761,101.39</b>	-	-	-	<b>184,921,277.84</b>
<b>Unutilized Balance</b>	<b>237,185,426.25</b>	<b>459,437,344.90</b>	-	-	-	<b>696,622,771.15</b>


We hereby certify that we have received the contents and hereby attest to the veracity and correctness of the data or information contained in this document.


Prepared by:

Certified correct by:

Approved by:

  
 Pacita S. Serrano

  
 Melania M. Casanova  
 OIC - Accounting Office

  
 Jaime R. Fresnedi  
 City Mayor

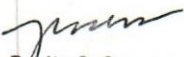
Accountant IV

**Local Disaster Risk Reduction Management Fund (LDRRMF)**


The LDRRMF represents the amount set aside by the LGU to support its disaster risk management activities pursuant to R.A. No. 10121 otherwise known as the "Philippine Disaster Risk Reduction and Management Act of 2010."

PARTICULARS	AMOUNT			
	Available	Utilized	Balance	%
<b>Current Year Appropriation</b>				
30% Quick Response Fund (QRF) - CY 2020	P 95,656,469.70	P 66,160,176.45	P 29,496,293.25	69.16%
70% Mitigation Fund (MF) - CY 2020				
MOOE	P 105,370,668.46	P 21,846,693.39	P 83,523,975.07	20.73%
Capital Outlay	117,827,760.84	29,571,758.00	88,256,002.84	25.10%
	<b>P 223,198,429.30</b>	<b>P 51,418,451.39</b>	<b>P 171,779,977.91</b>	<b>23.04%</b>
<b>Total</b>	<b>P 318,854,899.00</b>	<b>P 117,578,627.84</b>	<b>P 201,276,271.16</b>	<b>36.88%</b>
<b>Continuing Appropriation:</b>				
CY 2019	P 247,178,713.07	P 419,800.00	P 246,758,913.07	0.17%
<b>Total</b>	<b>P 247,178,713.07</b>	<b>P 419,800.00</b>	<b>P 246,758,913.07</b>	<b>0.17%</b>
<b>Special Trust Fund</b>				
CY 2019	P 72,203,861.76		P 72,203,861.76	0.00%
CY 2018	84,758,660.00		84,758,660.00	0.00%
CY 2017	81,763,811.00		81,763,811.00	0.00%
CY 2016	75,536,451.00	66,170,507.22	9,365,943.78	87.60%
CY 2015	1,247,653.16	1,247,653.16	-	100.00%
<b>Total</b>	<b>P 315,510,436.92</b>	<b>P 67,418,160.38</b>	<b>P 248,092,276.54</b>	<b>21.37%</b>
<b>Total</b>	<b>P 881,544,048.99</b>	<b>P 185,416,588.22</b>	<b>P 696,127,460.77</b>	<b>21.03%</b>

Prepared by:

  
**Pacita S. Serrano**  
 Accountant IV

Noted by:

  
**Melania M. Casanova**  
 OIC- Accounting Office