



Republika ng Pilipinas  
**PAMAHALAANG LUNGSOD NG MUNTINLUPA**  
 Kalakhang Maynila



**CITY GOVERNMENT OF MUNTINLUPA**  
**GENERAL FUND**  
**Statement of Income and Expense**  
 For the period ending December 31, 2013

Income

Tax Revenue

National taxes

Professional Tax 51,625.00

Local Taxes

Amusement Tax 20,867,079.87

Business Taxes 736,769,518.96

Community Tax 15,155,383.10

Franchise Tax 56,667,966.01

Occupation Tax 2,748,956.28

Property Transfer Tax 74,152,256.40

Real Property Tax 416,580,212.38

Discount on Real Property Taxes (33,492,325.19) 383,087,887.19

Other Local Taxes 513,113.16

Fines and Penalties - Local Taxes 13,950,068.86 **1,303,963,854.83**

General Income Accounts

Permits and Licenses

Fees on Weights and Measures 74,809.00

Permit Fees 166,690,166.58

Registration Fees 243,330.00

Other Permits and Licenses 20,566,635.01

Fines and Penalties - Permits and Licenses 4,764,901.15 **192,339,832.74**

Service Income

Affiliation Fees 223,057.50

Athletic and Cultural Fees 638,380.00

Clearance and Certification Fees 32,073,391.16

Diploma and Graduation Fees 2,022,701.00

Garbage Fees 12,493,740.71

Inspection Fees 669,700.40

Library Fees 1,714,210.00

Medical, Dental, and Laboratory Fees 3,143,891.08

Toll and Terminal Fees 1,465,502.43

Transcript of Records Fees 250,030.00

Other Service Income 2,604,769.50

Fines and Penalties - Service Income 204,100.85 **57,503,474.63**

Business Income

Hospital Fees 142,169,373.96

Income from Markets 43,470,985.80

Landing and Parking Fees 1,127,400.00

Printing and Publication Income 1,708,460.00

Rent Income 7,985,705.37

Tuition Fees 23,135,578.35 **219,597,503.48**

Other Income

Income from Grants and Donations 1,030,980.00

Interest Income 768,669.87

Internal Revenue Allotment 575,564,982.00

Share from Economic Zones 127,119,743.93

Share from PAGCOR/PCSO 4,618,137.62

Miscellaneous Income 16,380,964.57

Other Fines and Penalties 7,983,862.28 **733,467,340.27**

Gross Income

**2,506,872,005.95**



Republika ng Pilipinas  
**PAMAHALAANG LUNGSOD NG MUNTINLUPA**  
 Kalakhang Maynila



Less: Expenses

Personal Services

Salaries and Wages

Salaries and Wages - Regular	174,874,180.08	
Salaries and Wages - Part-time	41,179,192.37	
Salaries and Wages - Casual	253,902,419.18	
Salaries and Wages - Contractual	<u>125,764,984.41</u>	695,720,776.04

Other Compensation

Personnel Economic Relief Allowance (PERA)	9,884,320.72	
Additional Compensation (ADCO's)	30,655,178.67	
Representation Allowance (RA)	8,825,081.77	
Transportation Allowance (TA)	5,096,036.37	
Clothing/Uniform Allowance	14,048,500.00	
Other Bonuses and Allowances	8,787,365.01	
Honoraria	10,957,332.75	
Hazard Pay	11,627,397.25	
Overtime and Night Pay	9,462,288.06	
Cash Gift	14,975,500.00	
Year End Bonus	<u>37,906,940.27</u>	162,225,950.89

Personnel Benefits Contributions

Life and Retirement Insurance Contributions	41,015,265.94	
PAG-IBIG Contributions	2,995,504.00	
PHILHEALTH Contributions	4,680,750.00	
ECC Contributions	<u>1,829,837.09</u>	50,621,357.03

Other Personnel Benefits

Terminal Leave Benefits	12,667,341.07	
Other Personnel Benefits	<u>39,500.00</u>	12,706,841.07
		<b>821,274,925.03</b>

Maintenance and Other Operating Expenses

Travelling Expenses

Travelling Expenses - Local	1,407,083.98	
Travelling Expenses - Foreign	<u>155,955.87</u>	1,564,039.85

Training and Scholarship Expenses

Training Expenses	3,065,933.62	
Scholarship Expenses	<u>10,440,150.39</u>	13,506,084.01

Supplies and Material Expenses

Office Supplies Expenses	17,574,252.39	
Accountable Forms Expenses	3,540,637.00	
Food Supplies Expenses	5,855,167.48	
Drugs and Medicines Expenses	7,234,593.46	
Medical, Dental and Laboratory Supplies Expenses	19,454,711.83	
Gasoline, Oil and Lubricants Expenses	18,977,492.46	
Textbooks and Instructional Materials Expenses	38,726.00	
Military and Police Supplies Expenses	297,170.00	
Other Supplies Expenses	<u>54,273,652.57</u>	127,246,403.19

Utility Expenses

Water Expenses	1,349,844.18	
Electricity Expenses	89,358,589.77	
Cooking Gas Expenses	<u>13,154.00</u>	93,721,587.95

Communication Expenses

Postage and Deliveries	12,603.84	
Telephone Expenses - Landline	6,639,442.14	
Telephone Expenses - Mobile	1,019,438.60	
Internet Expenses	248,013.84	
Cable, Satellite, Telegraph, and Radio Expenses	<u>42,711.70</u>	7,962,210.12



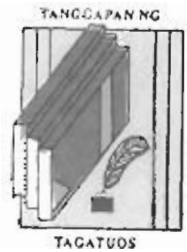
Republika ng Pilipinas  
**PAMAHALAANG LUNGSOD NG MUNTINLUPA**  
 Kalakhang Maynila



Membership Dues and Contributions to Organizations			
Membership Dues and Contributions to Organizations			63,982,066.05
Awards and Indemnities Expenses			
Awards and Indemnities			693,515.00
Advertising Expenses			
Advertising Expenses			2,123,622.70
Printing and Binding Expenses			
Printing and Binding Expenses			3,586,604.40
Rent Expenses			
Rent Expenses			10,747,123.81
Representation Expenses			
Representation Expenses			11,519,051.58
Transportation and Delivery Expenses			
Transportation and Delivery Expenses			3,921,000.00
Subscriptions Expenses			
Subscriptions Expenses			317,944.00
Survey Expenses			
Survey Expenses			60,000.00
Professional Services			
Legal Services	5,695,000.00		
Consultancy Services	20,762,885.33		
Environment/Sanitary Services	193,215,228.37		
General Services	22,986,438.46		
Security Services	12,545,417.62		
Other Professional Services	<u>74,527,946.17</u>		326,754,915.95
Repair and Maintenance			
Buildings			
Repairs and Maintenance - Office Buildings	1,593,541.42		
Repairs and Maintenance - School Buildings	13,488.00		
Repairs and Maintenance - Hospital and Health Centers	97,632.00		
Repairs and Maintenance - Other Structures	<u>225,618.25</u>		1,840,279.67
Office Equipment, Furniture and Fixtures			
Repairs and Maintenance - Office Equipment	60,948.00		
Repairs and Maintenance - IT Equipment and Software	<u>2,750.00</u>		63,698.00
Machineries and Equipment			
Repairs and Maintenance - Hospital Equipment	782,985.00		
Repairs and Maintenance - Other Machineries and Equipment	<u>646,809.10</u>		1,429,794.10
Transportation Equipment			
Repairs and Maintenance - Motor Vehicles			6,483,673.03
Other Property, Plant and Equipment			
Repairs and Maintenance - Other Property, Plant and Equipment			63,370.00
Public Infrastructures			
Repairs and Maintenance - Roads, Highways and Bridges	130,961.60		
Repairs and Maintenance - Artesian Wells, Reservoirs, Pumping Station	32,760.00		
Repairs and Maintenance - Other Public Infrastructures	<u>14,778,024.07</u>		14,941,745.67
Confidential, Intelligence, Extraordinary and Misc. Expenses			
Extraordinary Expenses			3,376,899.00
Miscellaneous Expenses			3,376,899.00
Taxes, Insurance Premiums and Other Fees			
Taxes, Duties and Licenses			366,229.91
Fidelity Bond Premiums			344,756.25
Insurance Expenses			2,845,448.68
			<b>719,838,961.92</b>

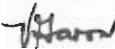


Republika ng Pilipinas  
**PAMAHALAANG LUNGSOD NG MUNTINLUPA**  
 Kalakhang Maynila




Non-Cash Expenses		
Depreciation		
Land Improvements		
Depreciation - Land Improvements	16,697,872.44	
Depreciation - Electrification, Power and Energy Structures	95,462.06	16,793,334.50
Buildings		
Depreciation - Office Buildings	12,023,426.64	
Depreciation - School Buildings	9,805,104.96	
Depreciation - Hospitals and Health Centers	10,747,671.89	
Depreciation - Markets and Slaughterhouses	444,404.28	
Depreciation - Other Structures	23,841,448.57	56,862,056.34
Leasehold Improvements		
Depreciation - Leasehold Improvements, Buildings		231,926.74
Office Equipment - Furniture and Fixtures		
Depreciation - Office Equipment	1,190,398.85	
Depreciation - Furniture and Fixtures	3,631,038.74	
Depreciation - IT Equipment	13,635,562.96	
Depreciation - Library Books	284,031.35	18,741,031.90
Machineries and Equipment		
Depreciation - Communication Equipment	2,054,728.57	
Depreciation - Construction and Heavy Equipment	240,567.00	
Depreciation - Disaster Response and Rescue Equipment	13,928,379.26	
Depreciation - Hospital Equipment	515,983.69	
Depreciation - Medical, Dental and Laboratory Equipment	1,936,615.28	
Depreciation - Military and Police Equipment	300.00	
Depreciation - Sports Equipment	1,100.16	
Depreciation - Technical and Scientific Equipment	134,155.92	
Depreciation - Other Machineries and Equipment	3,537,486.58	22,349,316.46
Transportation Equipment		
Depreciation - Motor Vehicles	16,521,739.50	
Depreciation - Watercrafts	831,268.36	17,353,027.86
Other Property, Plant and Equipment		
Depreciation - Other Property, Plant and Equipment		2,768,839.59
Other Maintenance and Other Operating Expenses		46,707,118.64
Other Maintenance and Operating Expenses		901,645,613.95
<b>Total Other Maintenance and Operating Expenses</b>		<b>901,645,613.95</b>
<b>Total Operating Expenses</b>		<b>1,722,920,538.98</b>
Income from Operation		783,951,466.97
Financial Expenses		
Bank Charges	36,000.00	
Documentary Stamps Expenses	63,348.00	
Interest Expenses	66,151,292.62	66,250,640.62
<b>Income before Subsidies, Donations and Extra Items</b>		<b>717,700,826.35</b>
Add: Subsidy Income		
Subsidy from Other Funds		235,412,264.68
Subsidies and Donations		
Less : Subsidy to National Government Agencies	7,194,182.44	
Subsidy to NGOs/Pos	1,534,742.82	
Subsidy to Other Funds	256,574,987.48	
Donations	111,990,463.93	377,294,376.67
<b>Net Income (Loss)</b>		<b>576,818,714.36</b>

Prepared by:

  
**VILMA E. GARON**  
 Sr. Admin. Asst. II

Certified Correct:

  
**JAIME A. VENTURA**  
 City Accountant

**YAN ANG TAMA YAN ANG MUNTINLUPA!**