

CITY GOVERNMENT OF MUNTINLUPA
GENERAL FUND
STATEMENT OF INCOME AND EXPENSES
For the period ending June 30, 2015

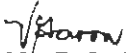
Income			
Tax Revenue			
Amusement Tax		9,870,633.46	
Business Taxes		837,657,904.23	
Community Tax		17,060,961.79	
Franchise Tax		24,353,010.90	
Occupation Tax		963,022.50	
Property Transfer Tax		54,788,033.67	
Real Property Tax	291,863,115.68		
Discount on Real Property Taxes	<u>(27,483,699.22)</u>	264,379,416.46	
Other Local Taxes		186,935.10	
Fines and Penalties - Local Taxes		<u>16,769,372.57</u>	1,226,029,290.68
General Income Accounts			
Permits and Licenses			
Fees on Weights and Measures		72,625.00	
Permit Fees		205,264,933.83	
Registration Fees		82,900.00	
Fines and Penalties - Permits and Licenses		<u>3,416,832.65</u>	208,837,291.48
Service Income			
Athletic and Cultural Fees		176,240.00	
Clearance and Certification Fees		24,382,948.39	
Diploma and Graduation Fees		1,676,700.00	
Garbage Fees		10,727,606.00	
Inspection Fees		14,716,391.96	
Library Fees		337,600.00	
Medical, Dental, and Laboratory Fees		1,963,860.00	
Toll and Terminal Fees		738,645.49	
Transcript of Records Fees		65,665.00	
Other Service Income		1,999,061.00	
Fines and Penalties - Service Income		<u>147,852.77</u>	56,932,570.61
Business Income			
Hospital Fees		105,378,281.57	
Income from Markets		34,430,509.74	
Landing and Parking Fees		147,042.00	
Printing and Publication Income		145,940.00	
Rent Income		3,232,546.30	
Tuition Fees		<u>18,971,145.50</u>	162,305,465.11
Other Income			
Income from Grants and Donations		31,990.00	
Interest Income		3,666,538.01	
Internal Revenue Allotment		368,416,386.00	
Share from Economic Zones		84,415,603.78	
Share from Expanded Value Added Tax (EVAT)		18,366,453.00	
Share from PAGCOR/PCSO		2,331,172.31	
Miscellaneous Income		6,177,621.86	
Other Fines and Penalties		<u>10,273,762.45</u>	493,679,527.41
Gross Income			<u>2,147,784,145.29</u>
Less: Expenses			
Personal Services			
Salaries and Wages			
Salaries and Wages - Regular	80,251,243.69		
Salaries and Wages - Part-time	15,595,722.51		
Salaries and Wages - Casual	197,773,960.78		
Salaries and Wages - Contractual	<u>44,580,298.30</u>	338,201,225.28	


Other Compensation			
Personnel Economic Relief Allowance (PERA)	33,072,545.95		
Additional Compensation (ADCOM)	47,945.42		
Representation Allowance (RA)	3,632,178.31		
Transportation Allowance (TA)	3,632,337.48		
Clothing/Uniform Allowance	15,570,000.00		
Other Bonuses and Allowances	1,517,962.47		
Honoraria	987,000.00		
Hazard Pay	9,206,959.21		
Overtime and Night Pay	20,374,281.94		
Cash Gift	10,587,500.00		
Year End Bonus	<u>24,941,682.55</u>	123,570,393.33	
Personnel Benefits Contributions			
Life and Retirement Insurance Contributions	32,909,462.16		
PAG-IBIG Contributions	1,896,300.00		
PHILHEALTH Contributions	3,463,762.50		
ECC Contributions	<u>1,624,864.66</u>	39,894,389.32	
Other Personnel Benefits			
Terminal Leave Benefits		<u>23,747,678.17</u>	525,413,686.10
Maintenance and Other Operating Expenses			
Travelling Expenses			
Travelling Expenses - Local	1,540,775.93		
Travelling Expenses - Foreign	<u>459,437.18</u>	2,000,213.11	
Training and Scholarship Expenses			
Training Expenses	11,779,849.71		
Scholarship Expenses	<u>21,480,466.18</u>	33,260,315.89	
Supplies and Material Expenses			
Office Supplies Expenses	4,428,980.60		
Accountable Forms Expenses	2,210,011.00		
Food Supplies Expenses	3,786,013.96		
Drugs and Medicines Expenses	11,989,994.14		
Medical, Dental and Laboratory Supplies Expenses	7,993,648.44		
Gasoline, Oil and Lubricants Expenses	6,290,990.79		
Textbooks and Instructional Materials Expenses	346,643.70		
Military and Police Supplies Expenses	13,780.00		
Other Supplies Expenses	<u>12,318,293.71</u>	49,378,356.34	
Utility Expenses			
Water Expenses	1,099,885.94		
Electricity Expenses	40,980,349.04		
Cooking Gas Expenses	<u>7,874.00</u>	42,088,108.98	
Communication Expenses			
Postage and Deliveries	43,270.75		
Telephone Expenses - Landline	4,262,113.81		
Telephone Expenses - Mobile	277,679.43		
Internet Expenses	214,332.16		
Cable, Satellite, Telegraph, and Radio Expenses	<u>3,240,162.65</u>	8,037,558.80	
Membership Dues and Contributions to Organizations			
Membership Dues and Contributions to Organizations		13,998,606.93	
Awards and Indemnities Expenses			
Awards and Indemnities		1,750,354.00	
Advertising Expenses			
Advertising Expenses		2,325,819.47	
Printing and Binding Expenses			
Printing and Binding Expenses		1,920,924.47	
Rent Expenses			
Rent Expenses		10,300,166.23	

Representation Expenses			
Representation Expenses		9,405,026.61	
Transportation and Delivery Expenses			
Transportation and Delivery Expenses		18,608.40	
Subscriptions Expenses			
Subscriptions Expenses		60,087.00	
Rewards and Other Claims Expenses			
Rewards and Other Claims		25,000.00	
Professional Services			
Legal Services	2,381,000.00		
Consultancy Services	8,393,155.00		
Environment/Sanitary Services	88,940,204.67		
General Services	8,901,943.80		
Security Services	4,645,551.72		
Other Professional Services	<u>30,430,458.55</u>	143,692,313.74	
Repair and Maintenance			
Repairs and Maintenance - Office Buildings	285,740.99		
Repairs and Maintenance - School Buildings	329,167.51		
Repairs and Maintenance - Other Structures	<u>531,952.00</u>	1,146,860.50	
Office Equipment, Furniture and Fixtures			
Repairs and Maintenance - Office Equipment	74,849.00		
Repairs and Maintenance - IT Equipment and Software	<u>5,269.00</u>	80,118.00	
Machinerics and Equipment			
Repairs and Maintenance - Communication Equipment	49,066.50		
Repairs and Maintenance - Other Machinerics and Equipment	<u>116,446.32</u>	165,512.82	
Transportation Equipment			
Repairs and Maintenance - Motor Vehicles	<u>1,219,999.18</u>		
Repairs and Maintenance - Watercrafts	<u>19,300.00</u>	1,239,299.18	
Other Property, Plant and Equipment			
Repairs and Maintenance - Other Property, Plant and Equipment		38,015.00	
Public Infrastructures			
Repairs and Maintenance - Roads, Highways and Bridges	4,131,688.00		
Repairs and Maintenance - Artesian Wells, Reservoirs, Pumping	59,000.00		
Repairs and Maintenance - Other Public Infrastructures	<u>1,622,363.40</u>	5,813,051.40	
Confidential, Intelligence, Extraordinary and Misc. Expenses			
Extraordinary Expenses	562,816.50		
Miscellaneous Expenses	<u>562,816.50</u>	1,125,633.00	
Taxes, Insurance Premiums and Other Fees			
Taxes, Duties and Licenses	754,567.60		
Fidelity Bond Premiums	78,375.00		
Insurance Expenses	<u>2,335,505.94</u>	3,168,448.54	331,038,398.41
Non-Cash Expenses			
Depreciation			
Land Improvements			
Depreciation - Land Improvements		7,005,774.93	
Buildings			
Depreciation - Office Buildings	6,712,156.86		
Depreciation - School Buildings	3,319,201.56		
Depreciation - Hospitals and Health Centers	5,008,075.98		
Depreciation - Markets and Slaughterhouses	222,202.14		
Depreciation - Other Structures	<u>10,184,778.56</u>	25,446,415.10	
Leasehold Improvements			
Depreciation - Leasehold Improvements, Buildings	89,885.04		
Depreciation - Other Leasehold Improvements	<u>355,959.56</u>	445,844.60	


Office Equipment - Furniture and Fixtures			
Depreciation - Office Equipment	694,982.75		
Depreciation - Furniture and Fixtures	1,436,229.94		
Depreciation - IT Equipment	7,270,416.90		
Depreciation - Library Books	<u>212,052.69</u>	9,613,682.28	
Machineries and Equipment			
Depreciation - Communication Equipment	844,931.17		
Depreciation - Construction and Heavy Equipment	140,013.00		
Depreciation - Disaster Response and Rescuc Equipment	8,062,455.84		
Depreciation - Hospital Equipment	598,151.82		
Depreciation - Medical, Dental and Laboratory Equipment	1,378,259.61		
Depreciation - Sports Equipment	32,109.30		
Depreciation - Technical and Scientific Equipment	34,077.96		
Depreciation - Other Machineries and Equipment	<u>2,070,636.50</u>	13,160,635.20	
Transportation Equipment			
Depreciation - Motor Vehicles	8,346,550.77		
Depreciation - Watercrafts	<u>363,860.98</u>	8,710,411.75	
Other Property, Plant and Equipment			
Depreciation - Other Property, Plant and Equipment		<u>1,093,804.77</u>	65,476,568.63
Other Maintenance and Other Operating Expenses			
Other Maintenance and Operating Expenses			<u>9,347,333.57</u>
Total Other Maintenance and Operating Expenses			405,862,300.61
Total Operating Expenses			931,275,986.71
Income from Operation			1,216,508,158.58
Financial Expenses			
Bank Charges		14,000.00	
Documentary Stamps Expenses		124,657.53	
Interest Expenses		<u>17,641,462.90</u>	<u>17,780,120.43</u>
Income before Subsidies, Donations and Extra Items			1,198,728,038.15
Add: Subsidy Income			
Subsidy Income from National Government		3,389,528.80	
Subsidy from Other Funds		<u>132,005,127.87</u>	135,394,656.67
Subsidies and Donations			
Less : Subsidy to National Government Agencies		34,833,961.25	
Subsidy to NGOs/POs		1,535,000.00	
Subsidy to Other Funds		131,987,180.45	
Donations		<u>65,590,351.63</u>	<u>233,946,493.33</u>
Net Income (Loss)			<u>1,100,176,201.49</u>

Prepared by:


VILMA E. GARON
 Sr. Admin. Asst. II

Certified Correct:

JAIME A. VENTURA
 Head, Accounting Office

Approved by:


ATTY. JAIME R. FRESNEDI
 City Mayor