




Republika ng Pilipinas
PAMAHALAANG LUNGSOD NG MUNTINLUPA
 Kalakhang Maynila
TANGGAPAN NG TAGATUOS



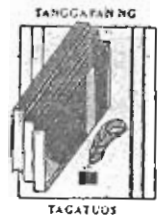
CITY GOVERNMENT OF MUNTINLUPA
GENERAL FUND
 Statement of Income and Expenses
 For the period ending March 31, 2014

Income			
Tax Revenue			
Amusement Tax		2,630,949.43	
Business Taxes		482,781,958.82	
Community Tax		15,415,371.14	
Franchise Tax		14,188,343.60	
Occupation Tax		859,730.00	
Property Transfer Tax		21,591,926.71	
Real Property Tax	188,899,053.65		
Discount on Real Property Taxes	<u>(17,690,162.42)</u>	171,208,891.23	
Other Local Taxes		160,898.39	
Fines and Penalties - Local Taxes		<u>4,318,069.77</u>	713,156,139.09
General Income Accounts			
Permits and Licenses			
Fees on Weights and Measures		9,950.00	
Permit Fees		173,700,583.42	
Registration Fees		36,650.00	
Other Permits and Licenses		15.00	
Fines and Penalties - Permits and Licenses		<u>3,419,064.95</u>	177,166,263.37
Service Income			
Affiliation Fees		34,312.50	
Athletic and Cultural Fees		15,760.00	
Clearance and Certification Fees		15,335,637.21	
Diploma and Graduation Fees		1,046,355.00	
Garbage Fees		9,097,911.89	
Inspection Fees		12,503,914.99	
Library Fees		21,200.00	
Medical, Dental, and Laboratory Fees		570,498.00	
Toll and Terminal Fees		360,000.00	
Transcript of Records Fees		26,950.00	
Other Service Income		903,887.50	
Fines and Penalties - Service Income		<u>168,764.27</u>	40,085,191.36
Business Income			
Hospital Fees		62,286,793.98	
Income from Markets		15,418,314.64	
Landing and Parking Fees		85,440.00	
Printing and Publication Income		12,550.00	
Rent Income		2,043,747.13	
Tuition Fees		<u>3,192,812.00</u>	83,039,657.75
Other Income			
Income from Grants and Donations		831,710.00	
Interest Income		12,305.34	
Internal Revenue Allotment		161,375,199.00	
Share from Economic Zones		171,766.21	
Share from PAGCOR/PCSO		4,486,694.78	
Miscellaneous Income		1,173,699.66	
Other Fines and Penalties		<u>4,518,173.72</u>	<u>172,569,548.71</u>
Gross Income			<u>1,186,016,800.28</u>

YAN ANG TAMBA YAN ANG MUNTINLUPA!



Republika ng Pilipinas
PAMAHALAANG LUNGSOD NG MUNTINLUPA
 Kalakhang Maynila
TANGGAPAN NG TAGATUOS



Less: Expenses

Personal Services

Salaries and Wages

Salaries and Wages - Regular	40,993,004.97	
Salaries and Wages - Part-time	10,048,119.83	
Salaries and Wages - Casual	64,400,071.21	
Salaries and Wages - Contractual	<u>27,549,016.78</u>	142,990,212.79

Other Compensation

Personnel Economic Relief Allowance (PERA)	11,253,173.96	
Additional Compensation (ADCOM)	1,494,946.17	
Representation Allowance (RA)	1,672,137.01	
Transportation Allowance (TA)	1,675,736.89	
Clothing/Uniform Allowance	13,565,000.00	
Other Bonuses and Allowances	488,057.99	
Honoraria	893,588.88	
Hazard Pay	2,899,498.45	
Overtime and Night Pay	<u>1,813,276.79</u>	35,755,416.14

Personnel Benefits Contributions

Life and Retirement Insurance Contributions	14,589,820.92	
PAG-IBIG Contributions	858,500.00	
PHILHEALTH Contributions	1,502,512.50	
ECC Contributions	<u>729,233.67</u>	17,680,067.09

Other Personnel Benefits

Terminal Leave Benefits	<u>4,255,603.99</u>	200,681,300.01
-------------------------	---------------------	-----------------------

Maintenance and Other Operating Expenses

Travelling Expenses

Travelling Expenses - Local		206,090.07
-----------------------------	--	------------

Training and Scholarship Expenses

Training Expenses	1,541,532.93	
Scholarship Expenses	<u>486,472.75</u>	2,028,005.68

Supplies and Material Expenses

Office Supplies Expenses	406,920.66	
Accountable Forms Expenses	1,211,061.50	
Food Supplies Expenses	990,457.00	
Drugs and Medicines Expenses	867,277.22	
Medical, Dental and Laboratory Supplies Expenses	2,110,346.68	
Gasoline, Oil and Lubricants Expenses	7,652,346.91	
Other Supplies Expenses	<u>1,389,803.81</u>	14,628,213.78

Utility Expenses

Water Expenses	93,980.81	
Electricity Expenses	9,414,245.16	
Cooking Gas Expenses	<u>5,838.00</u>	9,514,063.97

Communication Expenses

Postage and Deliveries	261.00	
Telephone Expenses - Landline	660,547.47	
Telephone Expenses - Mobile	62,135.75	
Internet Expenses	<u>24,163.00</u>	747,107.22

Membership Dues and Contributions to Organizations

Membership Dues and Contributions to Organizations		459,088.55
--	--	------------

Awards and Indemnities Expenses

Awards and Indemnities		208,339.00
------------------------	--	------------

Advertising Expenses

Advertising Expenses		311,033.35
----------------------	--	------------



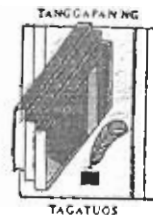
Republika ng Pilipinas
PAMAHALAANG LUNGSOD NG MUNTINLUPA
 Kalakhang Maynila
TANGGAPAN NG TAGATUOS



Printing and Binding Expenses			
Printing and Binding Expenses		60,086.70	
Rent Expenses			
Rent Expenses		4,498,451.40	
Representation Expenses			
Representation Expenses		2,457,664.12	
Transportation and Delivery Expenses			
Transportation and Delivery Expenses		63.00	
Subscriptions Expenses			
Subscriptions Expenses		6,810.00	
Rewards and Other Claims Expenses			
Rewards and Other Claims		2,500.00	
Professional Services			
Legal Services	813,530.00		
Consultancy Services	3,568,737.88		
Environment/Sanitary Services	44,138,038.91		
General Services	3,710,080.00		
Security Services	1,865,112.00		
Other Professional Services	12,820,053.29	66,915,552.08	
Repair and Maintenance			
Office Equipment, Furniture and Fixtures			
Repairs and Maintenance - Office Equipment	56,045.00		
Repairs and Maintenance - IT Equipment and Software	13,907.00	69,952.00	
Machineries and Equipment			
Repairs and Maintenance - Other Machineries and Equipment		2,185.00	
Transportation Equipment			
Repairs and Maintenance - Motor Vehicles	346,353.60		
Repairs and Maintenance - Watercrafts	19,305.00	365,658.60	
Public Infrastructures			
Repairs and Maintenance - Roads, Highways and Bridges		59,690.00	
Confidential, Intelligence, Extraordinary and Misc. Expenses			
Extraordinary Expenses	1,688,449.50		
Miscellaneous Expenses	1,688,449.50	3,376,899.00	
Taxes, Insurance Premiums and Other Fees			
Taxes, Duties and Licenses	6,261.06		
Insurance Expenses	470,369.65	476,630.71	106,394,084.23
Non-Cash Expenses			
Depreciation			
Land Improvements			
Depreciation - Land Improvements	4,174,468.11		
Depreciation - Electrification, Power and Energy Stru	3,015.96	4,177,484.07	
Buildings			
Depreciation - Office Buildings	3,005,856.66		
Depreciation - School Buildings	2,451,276.24		
Depreciation - Hospitals and Health Centers	2,514,845.19		
Depreciation - Markets and Slaughterhouses	111,101.07		
Depreciation - Other Structures	6,009,086.34	14,092,165.50	
Leasehold Improvements			
Depreciation - Leasehold Improvements, Buildings		44,942.52	
Office Equipment - Furniture and Fixtures			
Depreciation - Office Equipment	209,329.40		
Depreciation - Furniture and Fixtures	913,809.66		
Depreciation - IT Equipment	3,110,009.65		
Depreciation - Library Books	86,756.64	4,319,905.35	




Republika ng Pilipinas
PAMAHALAANG LUNGSOD NG MUNTINLUPA
Kalakhang Maynila
TANGGAPAN NG TAGATUOS




Machineries and Equipment		
Depreciation - Communication Equipment	480,691.63	
Depreciation - Construction and Heavy Equipment	70,006.50	
Depreciation - Disaster Response and Rescue Equipm	3,406,534.81	
Depreciation - Hospital Equipment	114,132.24	
Depreciation - Medical, Dental and Laboratory Equipm	477,325.53	
Depreciation - Sports Equipment	275.04	
Depreciation - Technical and Scientific Equipment	17,038.98	
Depreciation - Other Machineries and Equipment	<u>773,750.86</u>	5,339,755.59
Transportation Equipment		
Depreciation - Motor Vehicles	3,996,579.43	
Depreciation - Watercrafts	<u>207,822.09</u>	4,204,401.52
Other Property, Plant and Equipment		
Depreciation - Other Property, Plant and Equipment		<u>376,508.06</u>
		32,555,162.61
Other Maintenance and Other Operating Expenses		
		<u>1,076,390.31</u>
Other Maintenance and Operating Expenses		
		<u>340,706,937.16</u>
Total Other Maintenance and Operating Expenses		
		140,025,637.15
Total Operating Expenses		
		340,706,937.16
Income from Operation		
		845,309,863.12
Financial Expenses		
Bank Charges	14,350.00	
Interest Expenses	<u>11,620,164.64</u>	11,634,514.64
Income before Subsidies, Donations and Extra Items		
		833,675,348.48
Add: Subsidy Income		
Subsidy from Other Funds		54,601,989.17
Subsidies and Donations		
Less : Subsidy to National Government Agencies	23,815,352.20	
Subsidy to Other Funds	64,631,593.30	
Donations	11,614,758.79	100,061,704.29
		<u>788,215,633.36</u>
Net Income (Loss)		

Prepared by:


VILMA E. GARON
Sr. Admin. Asst. II

Certified Correct:


JAIME A. VENTURAS
City Accountant